

RIFLE LED Street Light

5 YEAR
WARRANTY



Areas of application

- Local roads
- Express roads
- Town roads
- Residential area roads
- Pedestrian crossings
- Parking areas

Product Benefits

- 70% energy saving, short ROI period
- Up to 100,000hrs @ L70, low maintenance cost
- World class, approbated quality components (LEDs /Driver /etc.)
- Support horizontal and vertical mounted, suitable for different light poles
- Tool-less opening of driver box, ease of maintenance
- 5 years warranty

Product Features

- Luminaire efficacy: Up to 170 lm /w
- Lifetime more than 100,000 hours
- Impact resistance: IK10
- Type of protection: IP66



Product Datasheet

Version S

Model No	ZGSM-ST17-20S	ZGSM-ST17-20S+	ZGSM-ST17-40S	ZGSM-ST17-40S+	ZGSM-ST17-60S	ZGSM-ST17-80S	
Nominal Wattage	20W	20W	40W	40W	60W	80W	
3030 Version	Efficiency Lumen	155 lm /w 3100 lm	165 lm /w 3300 lm	150 lm /w 6000 lm	160 lm /w 6400 lm	150 lm /w 9000 lm	140 lm /w 11200 lm
5050 Version	Efficiency Lumen	160 lm /w 3200 lm	170 lm /w 3400 lm	160 lm /w 6400 lm	165 lm /w 6600 lm	160 lm /w 9600 lm	155 lm /w 12400 lm

Version M

Model No	ZGSM-ST17-80M	ZGSM-ST17-80M+	ZGSM-ST17-100M	ZGSM-ST17-120M	ZGSM-ST17-150M	
Nominal Wattage	80W	80W	100W	120W	150W	
3030 Version	Efficiency Lumen	150 lm /w 12000 lm	160 lm /w 12800 lm	155lm /w 15500 lm	155 lm /w 18600 lm	145 lm /w 21750 lm
5050 Version	Efficiency Lumen	160 lm /w 12800 lm	170 lm /w 13600 lm	165 lm /w 16500 lm	160 lm /w 19200 lm	155 lm /w 23250 lm

Version L

Model No	ZGSM-ST17-150L	ZGSM-ST17-150L+	ZGSM-ST17-180L	ZGSM-ST17-200L	ZGSM-ST17-240L	
Nominal Wattage	150W	150W	180W	200W	240W	
3030 Version	Efficiency Lumen	150 lm /w 22500 lm	160 lm /w 24000 lm	150 lm /w 27000 lm	150 lm /w 30000 lm	150 lm /w 36000 lm
5050 Version	Efficiency Lumen	155 lm /w 23250 lm	165 lm /w 24750 lm	160 lm /w 28800 lm	160 lm /w 32000 lm	160 lm /w 38400 lm

*Above values are calculated based on the product with CCT over 3000K, values of 3000K are 5% lower than above values.

*Values shown are subject to $\pm 5\%$ tolerance.

Electrical Data:


Nominal Voltage	AC 100-240V /277V 50 /60Hz
LED	Philips Lumileds
Driver	Inventronics /Other brands on request
Power Factor (PF)	>0.95
THD	<15
SPD	10KV (Default) / 20KV (available on request)
Optics	Type II, Type III
Standard Deviation of Color Matching	<5 SDCM
CRI	Ra>70 (Default) / Ra>80
CCT	3000K, 4000K, 5000K, 5700K

General Data

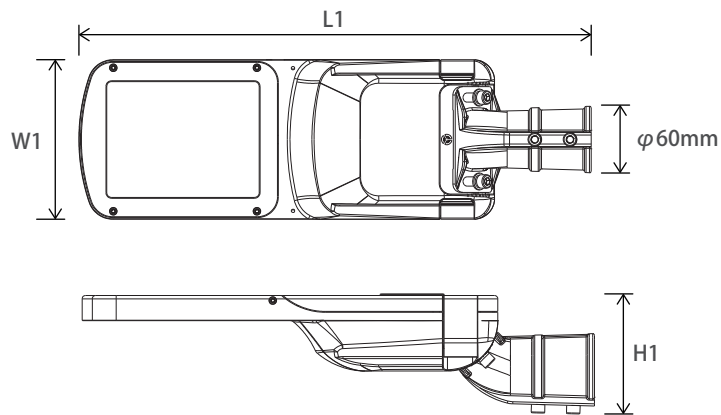
Body Material	High pressure die-cast aluminum
Housing Color	Gray (Default) /Black (available on request)
Cover Material	Tempered glass
Lens Material	UV-resistant Polycarbonate
Working Environment	-40° C ~ +50° C, 10% – 90%RH
Lifespan L70 at 25° C	>100,000 h
Mounting Type	Side entry or Vertical pole mounted
Dimmable	1-10V Dimming (Default) /Timer Dimming
Protection Class	Class I (Default) /Class II
Standards	CE, RoHS, ENEC, CB, LM79, LM80, TM-21, IP66, IK10
Available on request	NEMA socket (3/5/7pins), ZHAGA socket, Short cap, Photocell, Motion sensor, Knife switch, NTC, OLC, Solar Compatible, DALI Dimming

Product Datasheet

Structure Drawing:



Dimension:

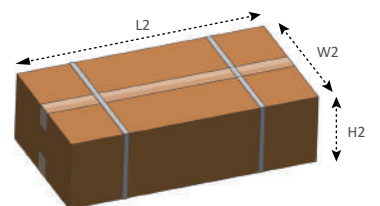


Fixture Information

Version	L1 xW1 xH1	Weight
S	610 x190 x143mm	4.7kg
M	660 x240 x143mm	5.8kg
L	762 x290 x143mm	8.1kg

Package Information

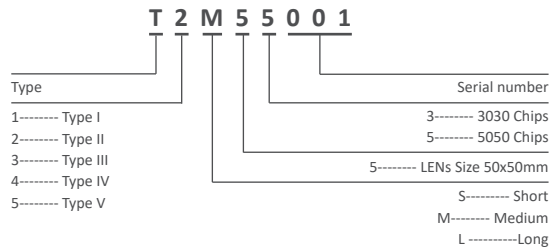
Version	L2 xW2 xH2	Weight
S	545 x240 x175mm	5.2kg
M	600 x295 x175mm	6.4kg
L	705 x345 x175mm	8.8kg



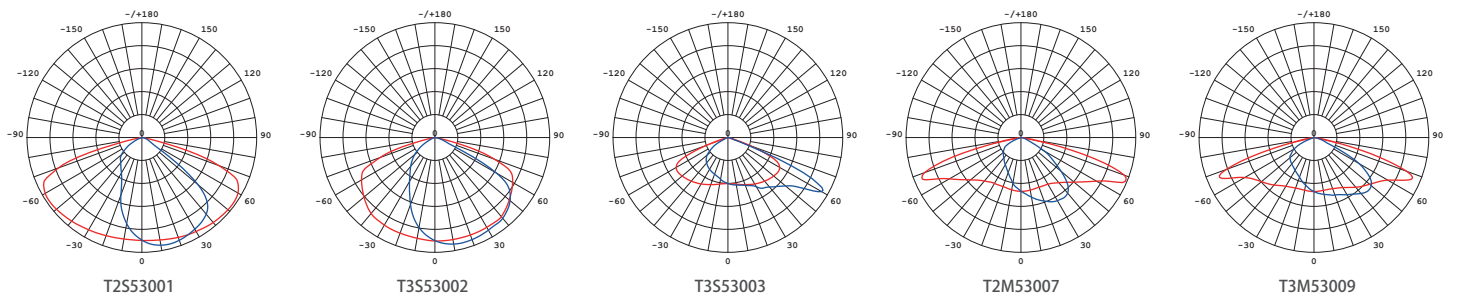
Product Datasheet

Light Distributions

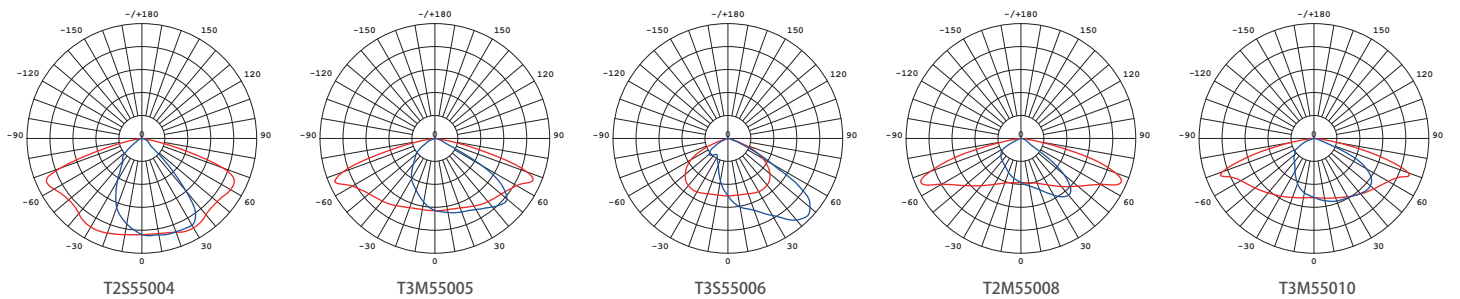
Order reference



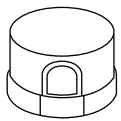
3030 Version



5050 Version



Optional accessories



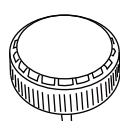
Photocell



Shorting Cap



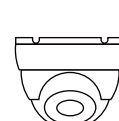
NEMA Socket
(3 / 5 / 7pin)



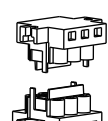
Motion Sensor



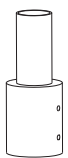
Smart Controller



Camera



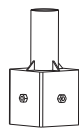
Knife switch



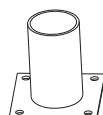
"80-60mm"



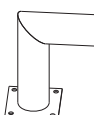
"60-40mm"



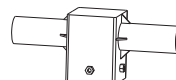
Square to round



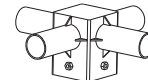
"T" Type



"L" Type



"2" in "1"



"4" in "1"